

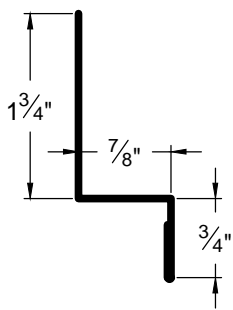


Go Custom

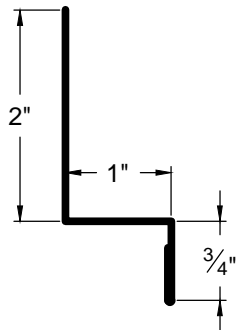
Modify a standard trim or order a completely custom profile to get the best results.

Please take note:

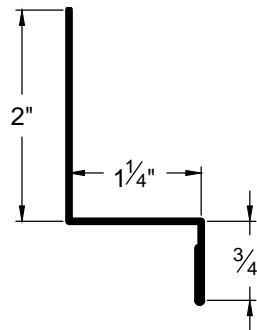
Standard length is 10'-0"
All profiles available in 29, 26 & 24 Ga.



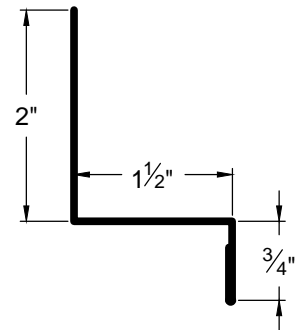
BASE FLASHING
BF-1



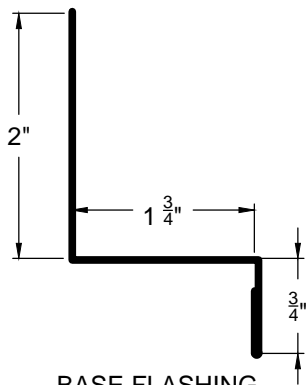
BASE FLASHING
BF-2



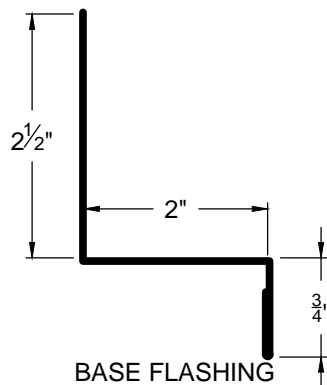
BASE FLASHING
BF-3



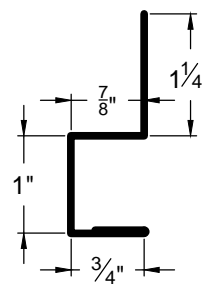
BASE FLASHING
BF-4



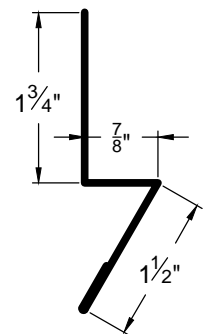
BASE FLASHING
BF-5



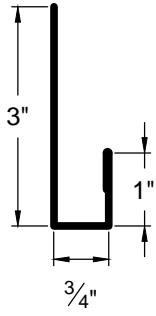
BASE FLASHING
BF-6



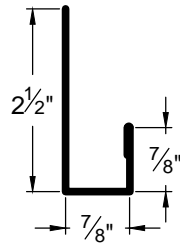
BASE TRIM
BT-1



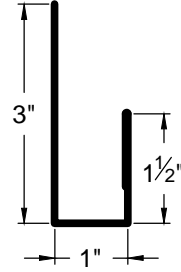
RAT GUARD
RG-1



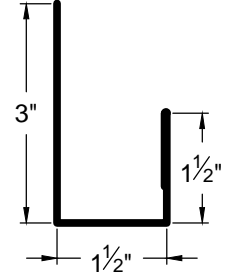
J TRIM
JT-1



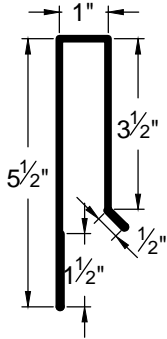
J TRIM
JT-2



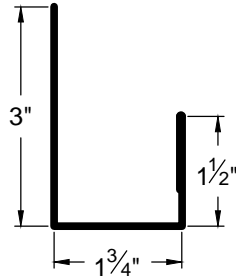
J TRIM
JT-3



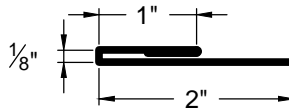
J TRIM
JT-4



J TRIM
JT-5



J TRIM
JT-6



SILL TRIM
ST-2



855 Roblin Blvd East
Winkler, MB
R6W 0N2

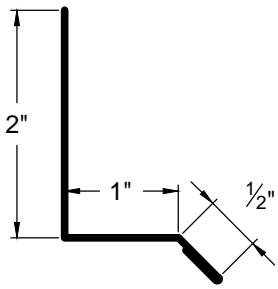
Office: (204) 331-5170
Cell: (204) 332-2445
Fax: (204) 331-5174
Email: jp.irosteel@gmail.com

Go Custom

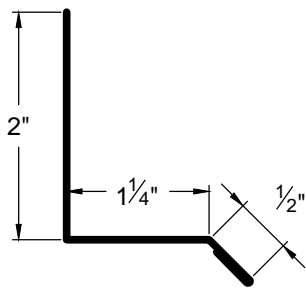
Modify a standard trim or order a completely custom profile to get the best results.

Please take note:

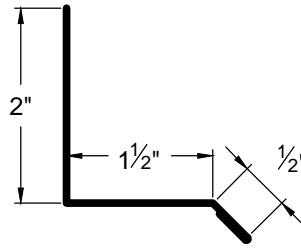
Standard length is 10'-0"
All profiles available in 29, 26 & 24 Ga.



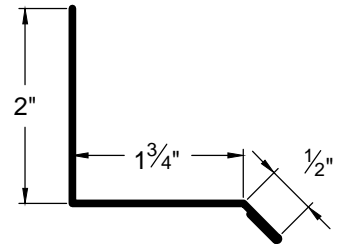
DRIP CAP
DC-1



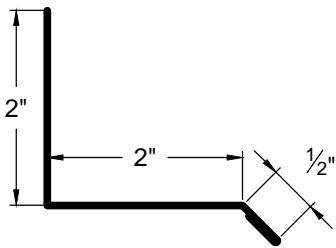
DRIP CAP
DC-2



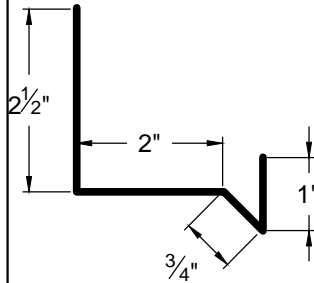
DRIP CAP
DC-3



DRIP CAP
DC-4



DRIP CAP
DC-5



DOOR & WINDOW
DRIP CAP
DWC-1



855 Roblin Blvd East
Winkler, MB
R6W 0N2

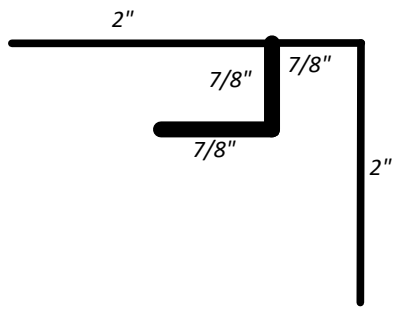
Office: (204) 331-5170
Cell: (204) 332-2445
Fax: (204) 331-5174
Email: jp.irosteel@gmail.com

Go Custom

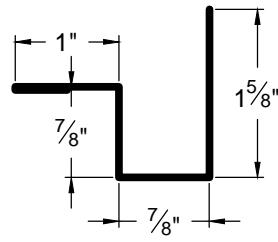
Modify a standard trim or order a completely custom profile to get the best results.

Please take note:

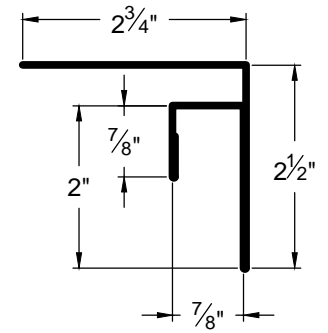
Standard length is 10'-0"
All profiles available in 29, 26 & 24 Ga.



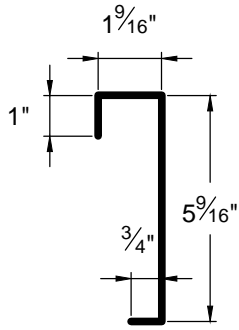
INSIDE CORNER
ILC-1



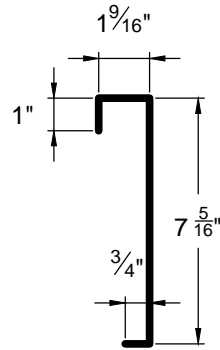
WALL TO CEILING
WC-1



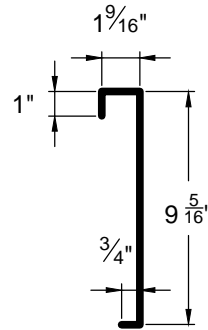
SOFFIT STARTER
ST-1



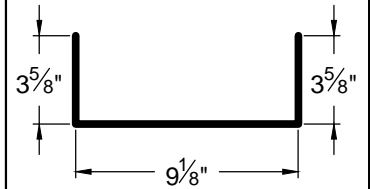
OVERHEAD DOOR CAP
ODC-1



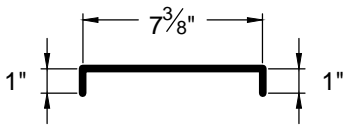
OVERHEAD DOOR CAP
ODC-2



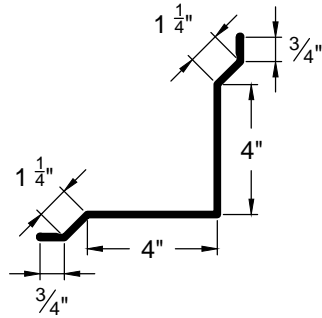
OVERHEAD DOOR CAP
ODC-3



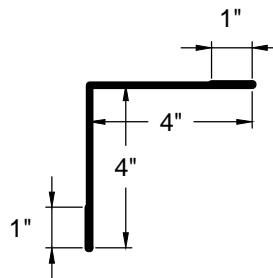
OVERHEAD DOOR CAP
ODC-4



DOOR BACKING
DBC-1



INSIDE CORNER
IC-1



INSIDE CORNER
IC-2



855 Roblin Blvd East
Winkler, MB
R6W 0N2

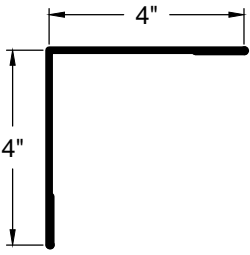
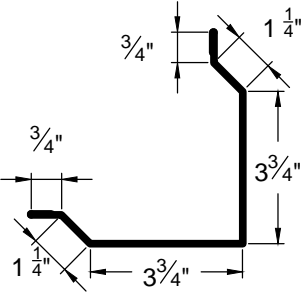
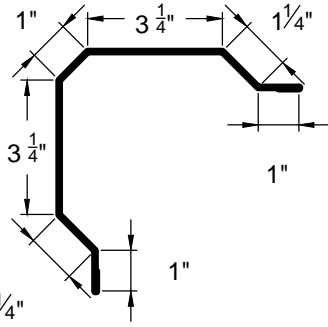
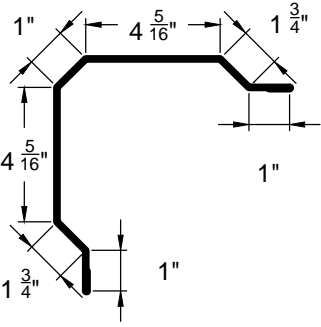
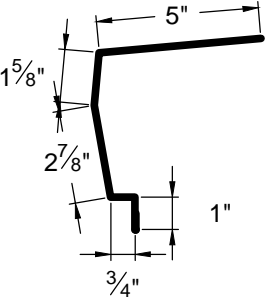
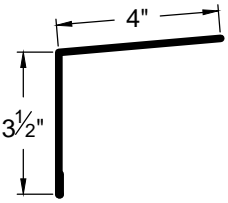
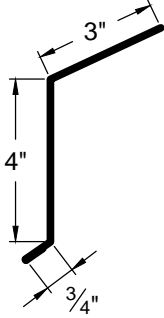
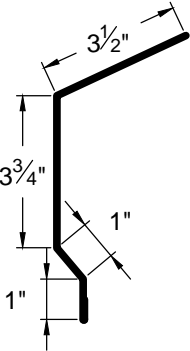
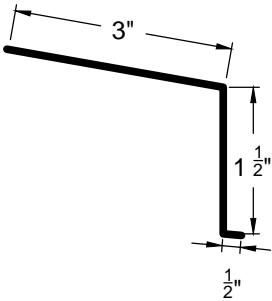
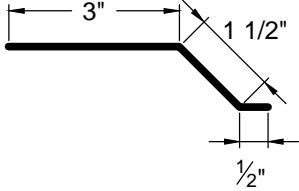
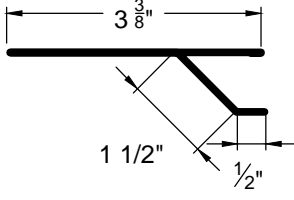
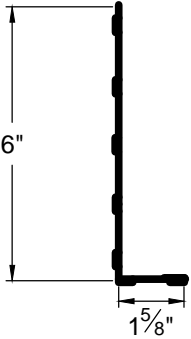
Office: (204) 331-5170
Cell: (204) 332-2445
Fax: (204) 331-5174
Email: jp.irosteel@gmail.com

Go Custom

Modify a standard trim or order a completely custom profile to get the best results.

Please take note:

Standard length is 10'-0"
All profiles available in 29, 26 & 24 Ga.

 <p>OUTSIDE CORNER OC-1</p>	 <p>OUTSIDE CORNER OC-2</p>	 <p>OUTSIDE CORNER OC-3</p>	 <p>OUTSIDE CORNER OC-4</p>
 <p>EAVE TRIM (NO GUTTERS) 26-ET-NG</p>	 <p>EAVE TRIM (GUTTERS) 26-ET-WG</p>	 <p>EAVE TRIM ET-1</p>	 <p>EAVE TRIM ET-2</p>
 <p>ROOF EDGE RE-1</p>	 <p>ROOF EDGE FLASHING RF-1</p>	 <p>ROOF EDGE-HOOK RFH-1</p>	 <p>ROLLED FASCIA REF-1</p>



855 Roblin Blvd East
Winkler, MB
R6W 0N2

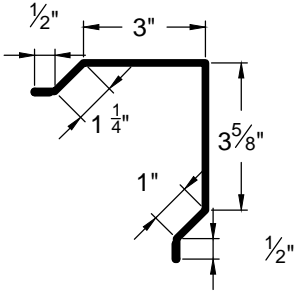
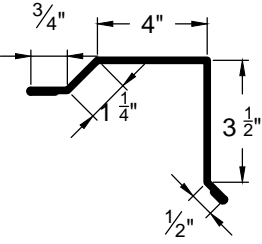
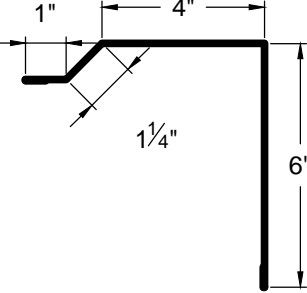
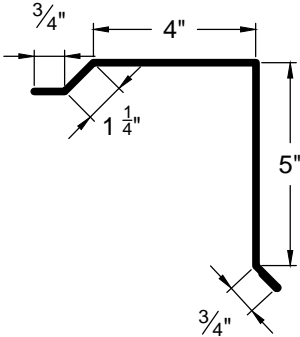
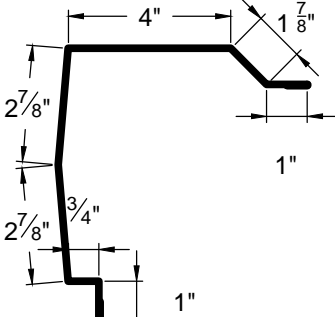
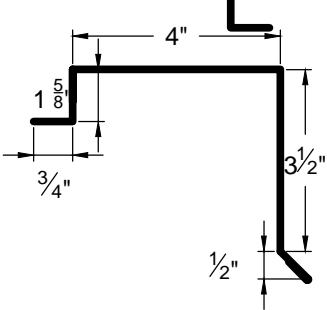
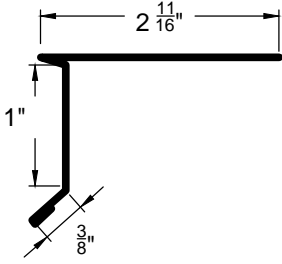
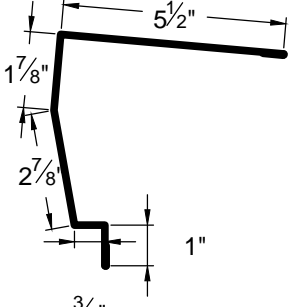
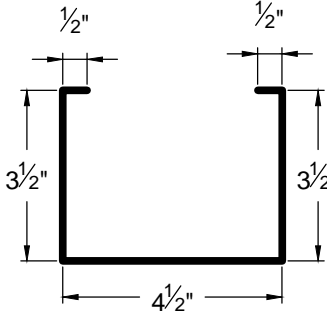
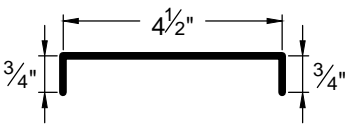
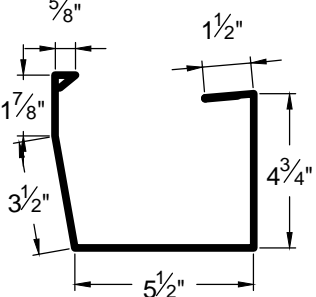
Office: (204) 331-5170
Cell: (204) 332-2445
Fax: (204) 331-5174
Email: jp.irosteel@gmail.com

Go Custom

Modify a standard trim or order a completely custom profile to get the best results.

Please take note:

Standard length is 10'-0"
All profiles available in 29, 26 & 24 Ga.

 <p>GABLE TRIM GT-1</p>	 <p>GABLE TRIM GT-2</p>	 <p>GABLE TRIM GT-3</p>	 <p>GABLE TRIM GT-4</p>
 <p>GABLE TRIM GT-5(1236)</p>	 <p>GT-6 GABLE TRIM (SNAP LOCK)</p>	 <p>RAKE EDGE RK-1</p>	 <p>HIGH EAVE HE-1</p>
 <p>DOWNSPOUT DS-1</p>	 <p>DOWNSPOUT CAP DSC-1</p>	 <p>GUTTER EG-2</p>	



855 Roblin Blvd East
Winkler, MB
R6W 0N2

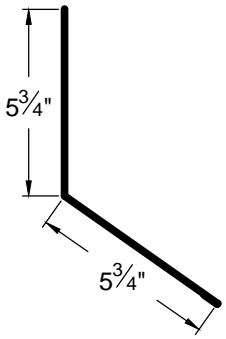
Office: (204) 331-5170
Cell: (204) 332-2445
Fax: (204) 331-5174
Email: jp.irosteel@gmail.com

Go Custom

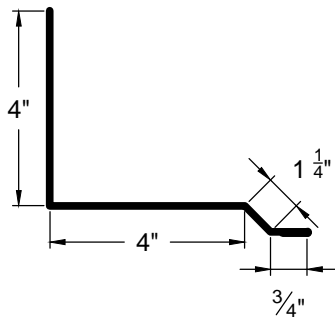
Modify a standard trim or order a completely custom profile to get the best results.

Please take note:

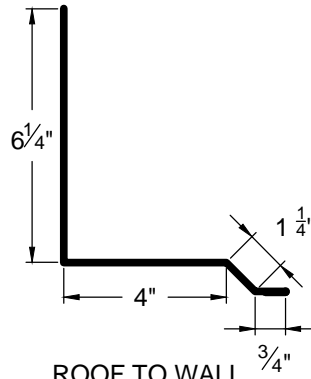
Standard length is 10'-0"
All profiles available in 29, 26 & 24 Ga.



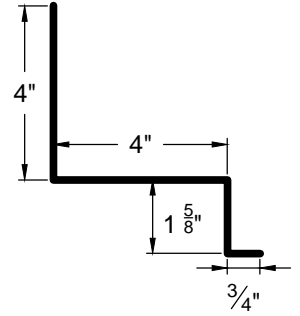
ROOF TO WALL
RTW-1



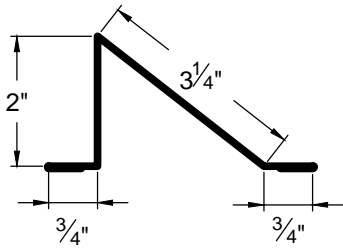
ROOF TO WALL
RTW-2



ROOF TO WALL
RTW-3

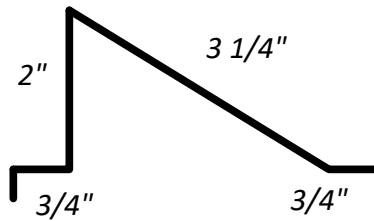


ROOF TO WALL
RTW-4 (SNAP LOCK)



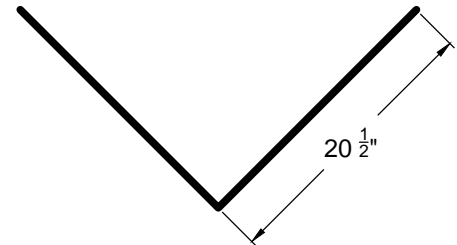
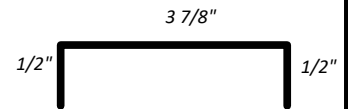
SNOW STOP
SS-1

Snow Stop-SSR
22 gauge

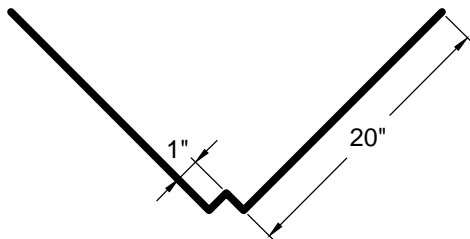


Snow Stop SS-2

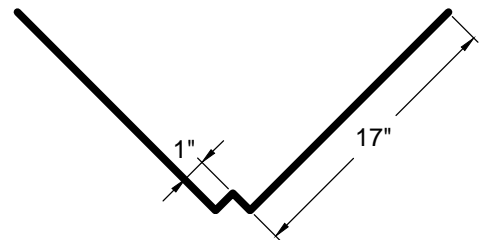
20 Gauge Channel
SSR



VALLEY FLASHING
VF-1



W-VALLEY
VF-2



W-VALLEY
VF-3



855 Roblin Blvd East
Winkler, MB
R6W 0N2

Office: (204) 331-5170
Cell: (204) 332-2445
Fax: (204) 331-5174
Email: jp.irosteel@gmail.com

Go Custom

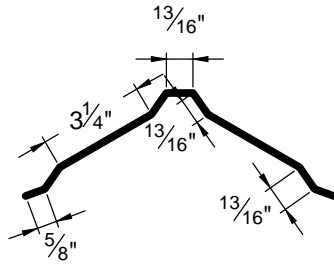
Modify a standard trim or order a completely custom profile to get the best results.

Please take note:

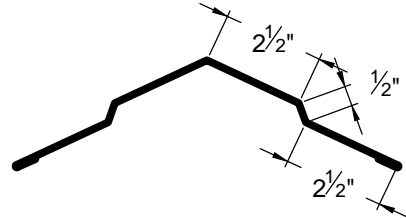
Standard length is 10'-0"
All profiles available in 29, 26 & 24 Ga.



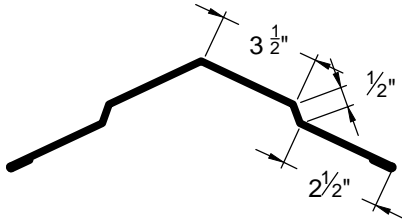
RIDGE CAP
RC-1



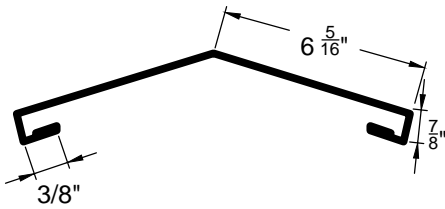
DELUXE RIDGE CAP
RC-2



DELUXE RIDGE CAP
RC-3



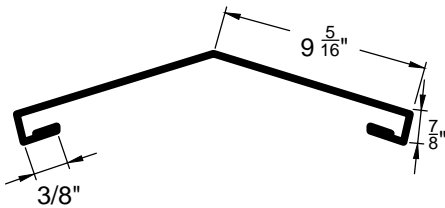
DELUXE RIDGE CAP
RC-4



SSR RIDGE CAP
VRC-1



SSR RIDGE CAP-PERFORATED
VRC-2



SSR RIDGE CAP
VRC-3



SSR RIDGE CAP-PERFORATED
VRC-4



855 Roblin Blvd East
Winkler, MB
R6W 0N2

Office: (204) 331-5170
Cell: (204) 332-2445
Fax: (204) 331-5174
Email: jp.irosteel@gmail.com

Go Custom

Modify a standard trim or order a completely custom profile to get the best results.

Please take note:

Standard length is 10'-0"
All profiles available in 29, 26 & 24 Ga.